



### District Report Card: 2017


|                       |                            |
|-----------------------|----------------------------|
| <b>State:</b> Haryana | <b>District:</b> Panchkula |
| <b>Class:</b> 5       | <b>Subject:</b> EVS        |
| <b>Schools:</b> 61    | <b>Students:</b> 1279      |


### Participation/Coverage


#### Students

|                                                                                                                |        |       |        |       |
|----------------------------------------------------------------------------------------------------------------|--------|-------|--------|-------|
| <div>GENDER</div> <div></div> | Boys   |       | Girls  |       |
|                                                                                                                | Number | %     | Number | %     |
|                                                                                                                | 688    | 53.79 | 591    | 46.21 |

|                                                                                                               |        |       |        |       |
|---------------------------------------------------------------------------------------------------------------|--------|-------|--------|-------|
| <div>AREA</div> <div></div> | Rural  |       | Urban  |       |
|                                                                                                               | Number | %     | Number | %     |
|                                                                                                               | 529    | 41.36 | 750    | 58.64 |

|                                                                                                                    |        |       |        |      |        |       |        |       |
|--------------------------------------------------------------------------------------------------------------------|--------|-------|--------|------|--------|-------|--------|-------|
| <div>CATEGORY</div> <div></div> | SC     |       | ST     |      | OBC    |       | GEN    |       |
|                                                                                                                    | Number | %     | Number | %    | Number | %     | Number | %     |
|                                                                                                                    | 370    | 28.93 | 8      | 0.63 | 291    | 22.75 | 610    | 47.69 |

|                                                                                                                |    |    |    |      |    |     |
|----------------------------------------------------------------------------------------------------------------|----|----|----|------|----|-----|
| <div>CWSN</div> <div></div> | LD | VI | HI | S&LD | ID | Oth |
|                                                                                                                | 3  | 5  | 0  | 2    | 1  | 1   |

|                                                                                                                      |            |       |                  |      |
|----------------------------------------------------------------------------------------------------------------------|------------|-------|------------------|------|
| <div>Management</div> <div></div> | Government |       | Government-aided |      |
|                                                                                                                      | Number     | %     | Number           | %    |
|                                                                                                                      | 1199       | 93.75 | 80               | 6.25 |

### Average Performance of Students in EVS (%)

| Overall      | Gender       |              | Area         |              | Management   |              | Social Group |              |              |              |
|--------------|--------------|--------------|--------------|--------------|--------------|--------------|--------------|--------------|--------------|--------------|
|              | Male         | Female       | Rural        | Urban        | Govt.        | Aided        | SC           | ST           | OBC          | GEN          |
| <b>48.06</b> | <b>46.54</b> | <b>49.83</b> | <b>48.24</b> | <b>47.93</b> | <b>48.18</b> | <b>46.25</b> | <b>45.44</b> | <b>40.00</b> | <b>46.67</b> | <b>50.42</b> |

## Performance on Learning Outcomes (LOs)

| Learning Outcomes | Description                                                                                                                                                                                                                                                                                 | Average Performance(%) |
|-------------------|---------------------------------------------------------------------------------------------------------------------------------------------------------------------------------------------------------------------------------------------------------------------------------------------|------------------------|
| E403              | Identifies relationship with and among family members in extended family                                                                                                                                                                                                                    | 50.48                  |
| E410              | Records observations/experiences/information for objects, activities, phenomena, places visited in different ways and predicts patterns and activities/ phenomena                                                                                                                           | 48.40                  |
| E501              | Explains the super senses and unusual features (sight, smell, hear, sleep, sound, etc.) of animals and their responses to light, sound, food etc.                                                                                                                                           | 52.15                  |
| E503              | Describes the interdependence among animals, plants and humans                                                                                                                                                                                                                              | 50.20                  |
| E504              | Explains the role and functions of different institutions in daily life (Bank, Panchayat, cooperatives, police station, etc.)                                                                                                                                                               | 55.59                  |
| E505              | Establishes linkages among terrain, climate, resources (food, water, shelter, livelihood) and cultural life. (e.g. life in distant/difficult areas like hot/cold deserts)                                                                                                                   | 22.29                  |
| E506              | Groups objects, materials, activities for features/properties such as shape, taste, color , texture, sound, traits etc.                                                                                                                                                                     | 29.31                  |
| E507              | Traces the changes in practices, customs, techniques of past and present through coins, paintings, monuments, museum etc. and interacting with elders                                                                                                                                       | 51.44                  |
| E508              | Guesses (properties, conditions of phenomena), estimates spatial quantities (distance, area, volume, weight etc. ) and time in simple standard units and verifies using simple tools/set ups                                                                                                | 43.14                  |
| E509              | Records observations/experiences/information in an organized manner (e.g. in tables/ sketches/ bar graphs/ pie charts) and predicts patterns in activities/phenomena (e.g. floating, sinking, mixing, evaporation , germination , spoilage) to establish relation between cause and effect. | 45.95                  |
| E510              | Identifies signs, directions, location of different objects/landmarks of a locality /place visited in maps and predicts directions w.r.t. positions at different places for a location                                                                                                      | 43.91                  |
| E512              | Voices opinions on issues observed/experienced and relates practices /happenings to larger issues of society                                                                                                                                                                                | 44.43                  |
| E513              | Suggests ways for hygiene, health, managing waste, disaster/emergency situations and protecting/saving resources                                                                                                                                                                            | 62.90                  |

| Range of Performance of Students who Answered Correctly |       |           |       |           |       |           |       |
|---------------------------------------------------------|-------|-----------|-------|-----------|-------|-----------|-------|
| Below 30%                                               |       | 30% - 50% |       | 50% - 75% |       | Above 75% |       |
| Number                                                  | %     | Number    | %     | Number    | %     | Number    | %     |
| 298                                                     | 23.30 | 410       | 32.06 | 414       | 32.37 | 157       | 12.28 |

### Lowest Performing Learning Outcomes (LOs)

1 - Establishes linkages among terrain, climate, resources (food, water, shelter, livelihood) and cultural life. (e.g. life in distant/difficult areas like hot/cold deserts) (22.29)

2 - Groups objects, materials, activities for features/properties such as shape, taste, color , texture, sound, traits etc. (29.31)

3 - Guesses (properties, conditions of phenomena), estimates spatial quantities (distance, area, volume, weight etc. ) and time in simple standard units and verifies using simple tools/set ups (43.14)

4 - Identifies signs, directions, location of different objects/landmarks of a locality /place visited in maps and predicts directions w.r.t. positions at different places for a location (43.91)

5 - Voices opinions on issues observed/experienced and relates practices /happenings to larger issues of society (44.43)